

PAT 3 (N)

Swaraj's Patriot Series Barriers are the ideal choice for heavy duty operation. When the requirement is a combination of maintenance free operation and aesthetic looks, Patriot barriers fit in perfectly. Made indigenously, the Patriot barriers have the following features:

FEATURES AND BENEFITS

100% DUTY CYCLE OPERATION WITH 5 MILLION MTBF

Maintenance-free induction motor ensures 100% duty cycle operation with 5 million MTBF. The heavy-duty Gear Drive Motor is environment friendly, energy-saving, and maintenance-free. Inbuilt fan ensures that there is no overheating while working continuously as it protects the controller and prolongs its lifetime.

EASY INSTALLATION AND MAINTENANCE REDUCES YOUR LABOUR COST

Simple structure and double limit switch design ensures easy installation and maintenance while reducing maintenance cost.

MANUAL OPTION IN CASE OF POWER FAILURE

If power is suddenly switched off while the boom is operating, the barrier is equipped with a manual knob which enables the operator to manually open or close the barrier.

HEAVY-DUTY, WEATHER-PROOF AND SIMPLE-DESIGN HOUSING

The housing adopts precise machining cold-rolled pre galvanized steel plate that has been powder coated according to the customer choice. It conforms to IP68 dustproof and waterproof standards. It is simple in design and aesthetically decorates your premises. Full Stainless-Steel Body is also available on requirement.

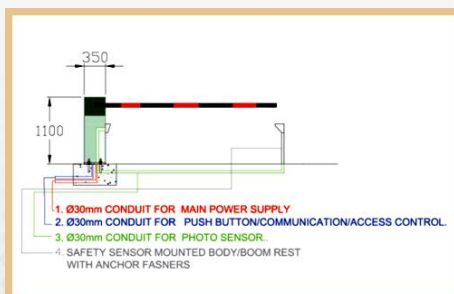
INTERCHANGEABLE DRIVE MECHANISM

The patent pending precise casting, INTERCHANGEABLE drive mechanism enables changing the direction of the boom barrier from left to right and vice versa on site itself while in built current transformer ensures mechanical safety and allows slow start and slow stop.

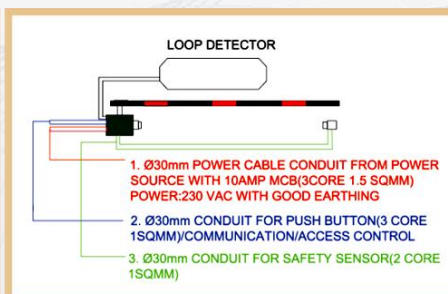


SPECIFICATION

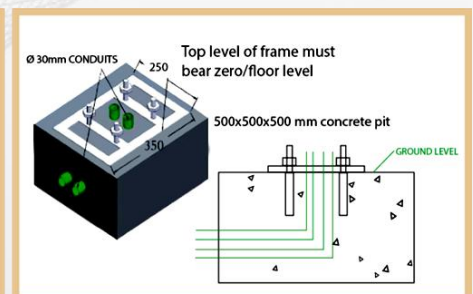
MODEL NO.	PAT 3 (N)
DUTY CYCLE	100%
POWER	AC 220-230 V, 50-60 Hz
POWER CONSUMPTION	60W
OPENING/CLOSING SPEED	1.5 SECONDS
MAXIMUM BOOM LENGTH	UP TO 3.5 METERS
HOUSING	MILD STEEL WITH ZINC COATING (INSIDE & OUTSIDE) DULY POWDER COATED (SS HOUSING ALSO AVAILABLE)
HOUSING DIMENSION	355mm × 245mm × 1035mm
HOUSING BASE FRAME	MILD STEEL
OPERATIVE OPTIONS	REMOTE CONTROL & PUSH BUTTON
IN CASE OF POWER FAILURE	OPEN/CLOSE OPTION WITH MECHANICAL HANDLE
IP RATING	IP67
SAFETY FEATURES (OPTIONAL)	WARNING/ TRAFFIC LIGHTS, PHOTOCCELL EYE FOR HUMAN SAFETY, LOOP DETECTOR FOR VEHICULAR SAFETY
ILLUMINATION (OPTIONAL)	RED & GREEN LED
OPERATING TEMPERATURE	-25 DEGREE CELSIUS TO +60 DEGREE CELSIUS
HUMIDITY	10%-95%
MTBF	5 MILLION OPERATIONS



CIVIL PROVISIONS



ELECTRICAL PROVISIONS



FOUNDATION FRAME

“PROUDLY MADE IN INDIA”