

## PAT 6 D

Swaraj's Patriot Series Barriers are the ideal choice for heavy duty operation. When the requirement is a combination of maintenance free operation and aesthetic looks, Patriot barriers fit in perfectly. Made Indigenously, the Patriot barriers have the following features:

### FEATURES AND BENEFITS

#### 100% DUTY CYCLE OPERATION WITH 10 MILLION MTBF

Maintenance-free gear motor ensures 100% duty cycle operation with 10 million MTBF. The heavy-duty DC Motor DESIGN PROTECTED India's first Indigenous mechanism is environment friendly, energy-saving, and maintenance-free. Only 75 Watts of motor power ensures that there is no overheating while working continuously in intense conditions.

#### EASY INSTALLATION AND MAINTENANCE REDUCES YOUR LABOUR COST

Simple structure and double limit switch design ensures easy installation and maintenance while reducing maintenance cost.

#### MANUAL OPTION IN CASE OF POWER FAILURE

If power is suddenly switched off while the boom is operating, the barrier is equipped with an option of powerless operation with an optional in-built Battery pack that can give 5000 power less operation

#### HEAVY-DUTY, WEATHER-PROOF AND SIMPLE-DESIGN HOUSING

The housing adopts precise machining cold-rolled pre-galvanized steel / SS plate that has been powder coated according to the customer choice. It conforms to IP67 dust proof and waterproof standards. It is simple in design and yet aesthetically decorative.


#### INTERCHANGEABLE DRIVE MECHANISM

The patent pending precise casting, INTERCHANGEABLE drive mechanism enables changing the direction of the boom barrier from left to right and vice versa on site . In built current transformer ensures mechanical safety and unique operation logic allows slow start and slow stop.




## SPECIFICATION

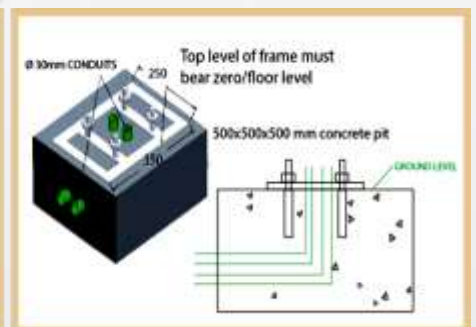
MODEL NO.	PAT 6 D
MECHANISM	ELECTRO - MECHANICAL
DUTY CYCLE	100%
POWER	24 V DC MOTOR
POWER CONSUMPTION	75W
OPENING/CLOSING SPEED	3 TO 6 SECONDS (ADJUSTABLE)
MAXIMUM BOOM LENGTH	UP TO 6 METERS TELESCOPIC BOOM
HOUSING	GALVANISED MILD STEEL DULY POWDER COATED / SS HOUSING
HOUSING DIMENSION	355mm x 245mm x 1035mm
OPERATIVE OPTIONS	REMOTE CONTROL / PUSH BUTTON / ACCESS CONTROL
IN CASE OF POWER FAILURE	OPEN/CLOSE OPTION WITH MECHANICAL HANDLE
IP RATING	IP67
DRIVE	INTERCHANGEABLE GEAR MOTOR DRIVE
SAFETY FEATURES (OPTIONAL)	WARNING/ TRAFFIC LIGHTS, PHOTOCELL EYE FOR HUMAN SAFETY, LOOP DETECTOR FOR VEHICULAR SAFETY
ILLUMINATION (OPTIONAL)	RED & GREEN LED
OPERATING TEMPERATURE	-25 DEGREE CELSIUS TO +60 DEGREE CELSIUS
HUMIDITY	10% - 95%
MTBF	10 MILLION OPERATIONS



**CIVIL PROVISIONS**



**ELECTRICAL PROVISIONS**



**FOUNDATION FRAME**

**“PROUDLY MADE IN INDIA”**